

Ferragem para portas de correr **em madeira** com 25 Kg e 35 Kg.

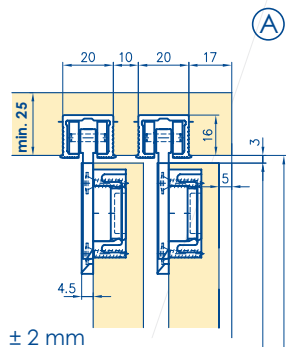
- Sistema: montagem lateral da ferragem.
- O rolamento é clipado.

## Exemplos de montagem

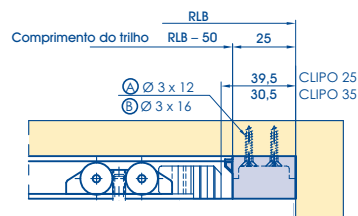
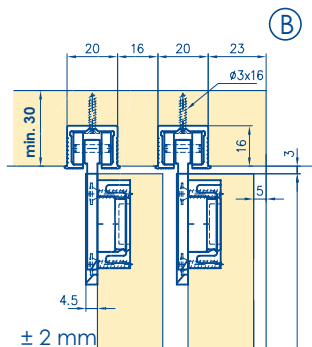
## Variações de fixação dos trilhos

- (A) encaixados ou colados      (B) aparafusados

### CLIPO 25

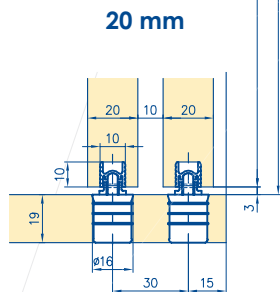


### CLIPO 35

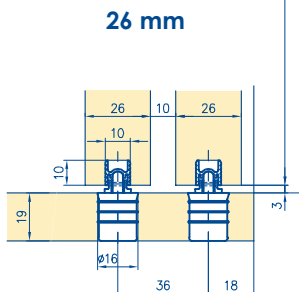


A extremidade do trilho permite a montagem das peças e serve de suporte do mesmo.

### Infront

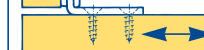


Espessura da porta

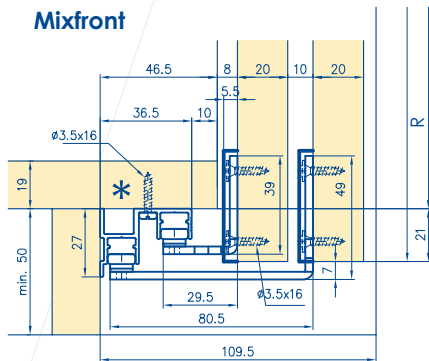


### Infront

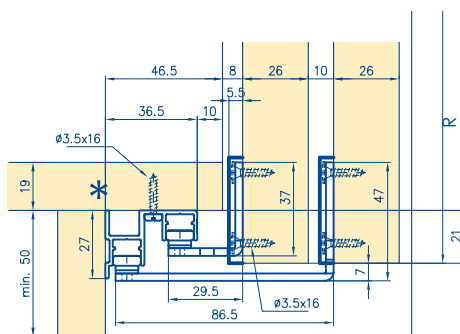
Havendo sobreposição das portas com a parede lateral, colocar o freio em baixo.



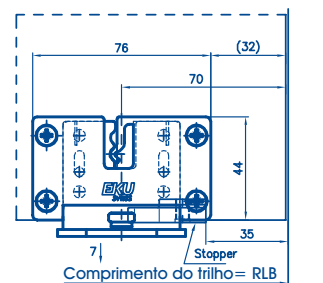
### Mixfront



Altura da porta = R + 18 - 2 mm Correção



Altura da porta = R + 18 - 2 mm Correção



## Importante

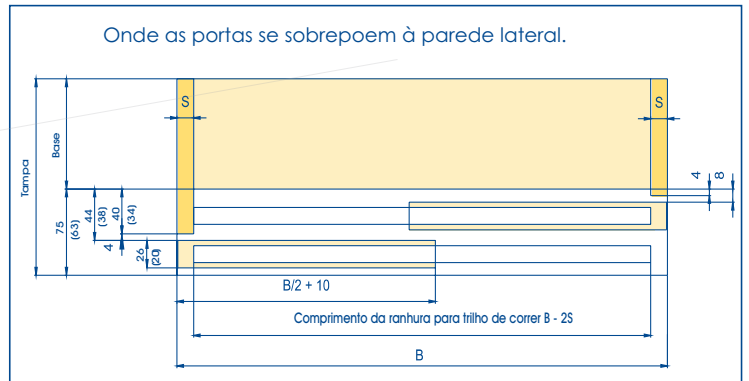
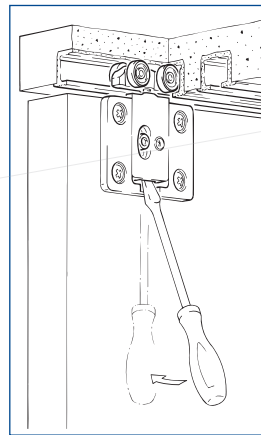

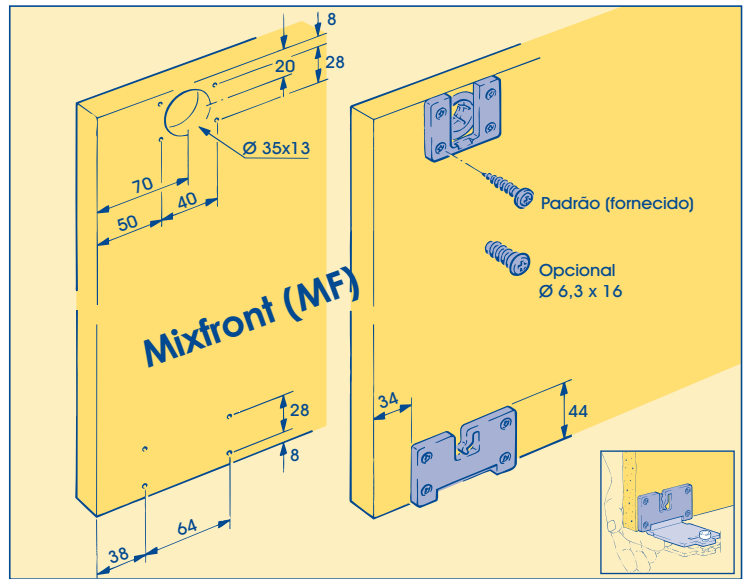
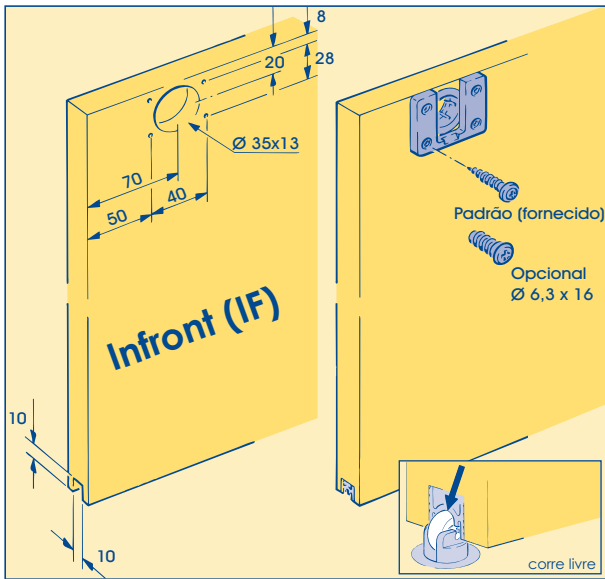
Sempre limpar o interior dos trilhos.

\*

Os freios devem ser inseridos antes da montagem dos trilhos.

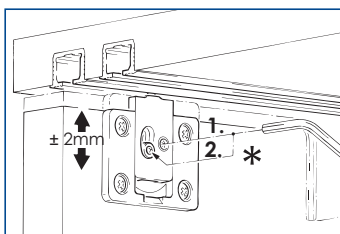
Os freios superior e inferior devem ser tocados simultaneamente.

Apoiar as portas quando for transportar o móvel.



**\* Importante**  
Ajustar a altura apenas com o parafuso excêntrico.

Desmontagem da porta



mod. S-IF		Infront	
	4 x		6 x
	4 x		6 x
	4 x		4 x
	4 x		4 x
	2 x		3 x
	-		

Códigos		
CLIPO 25	48061	48063
CLIPO 35	48068	48069

mod. S-MF		Mixfront	
	4 x		6 x
	4 x		6 x
	4 x		4 x
	4 x		4 x
	4 x		6 x
	2 x		4 x
	2 x		2 x
	-		

Códigos		
CLIPO 25	48064	48065
CLIPO 35	48066	48067