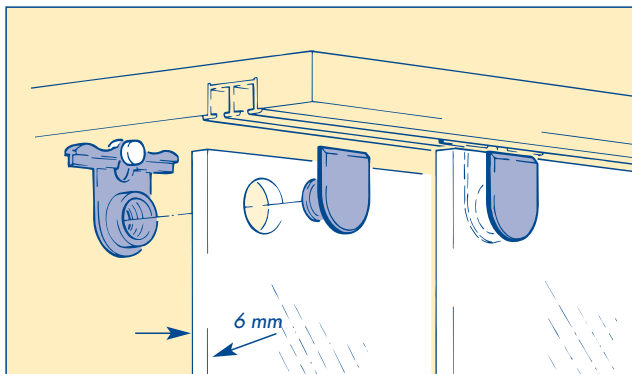


# Montageanleitung Mounting instructions Instructions de montage



**EKU CLIPO® 15 GC|GCG**



Roll-Schiebetürbeschlag für gerade oder gebogene **Glastüren** bis max. 15 kg.

• System: Glasbohrung Ø 26 mm • Clip-Montage

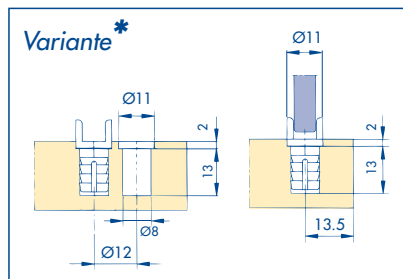
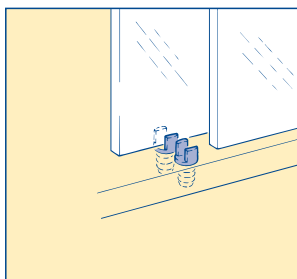
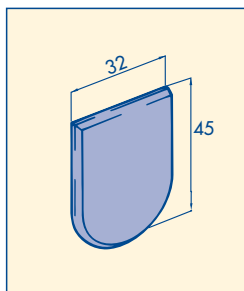
Ferrure pour **portes** coulissantes **en verre**, droites ou cintrées, jusqu'à 15 kg.

• Système: verre entaillé Ø 26 mm • montage clip

Roller sliding-door fitting for flat or curved **glass door** panels up to 15 kg.

• System: for pre-drilled glass doors Ø 26 mm

• Clip mounting



**Wichtig  
Important**

**Laufschiene  
inwendig reinigen**

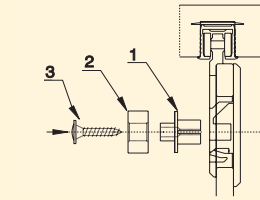
Nettoyer l'intérieur du rail  
de roulement  
always clean inside of  
tracks

**Beim Möbeltrans-  
port Türe unterlegen**

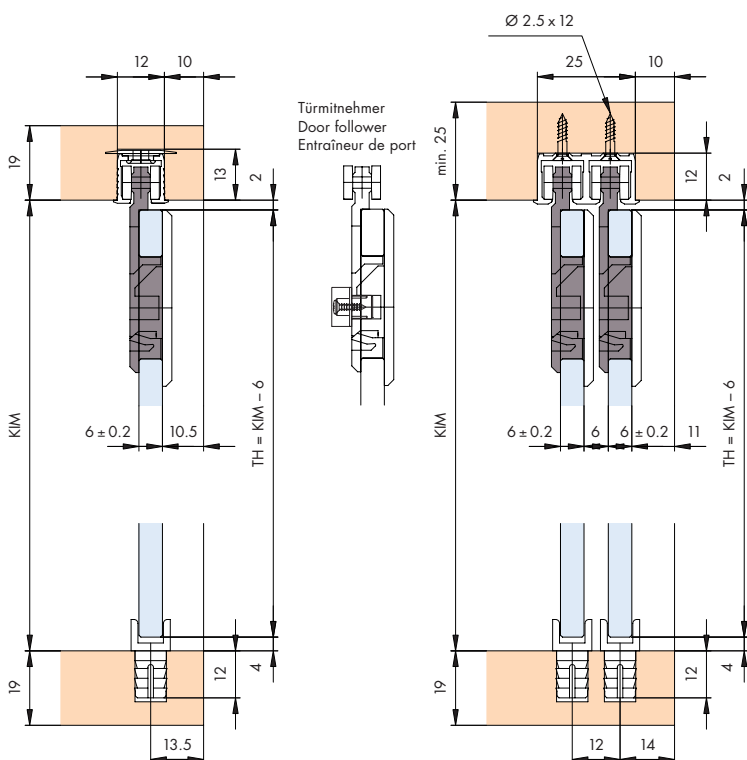
Lors du transport de  
meubles, insérer une cale  
sous les portes  
Prop doors when trans-  
porting furniture

**CLIPO 15  
mod.  
GC/GCG**

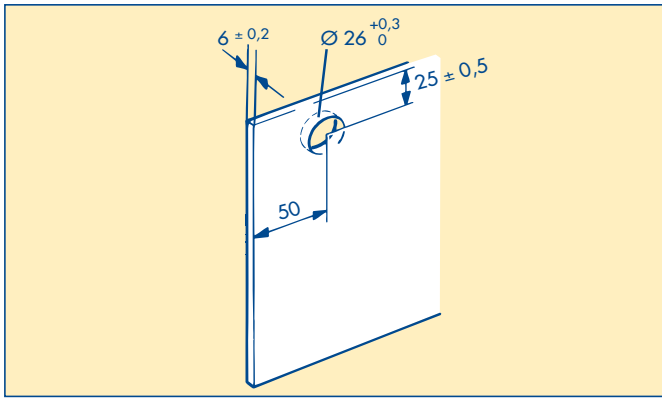
**No. 053.3122.071**



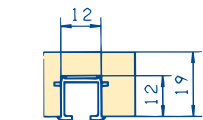
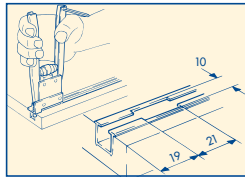
## Einbaubeispiele / Mounting examples / Exemples de montage



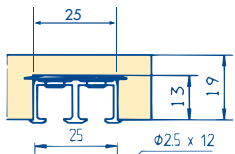
EKU AG Schiebelösungen, Wilerstrasse 90, 8370 Sirmach, Switzerland, Tel.+41 (0)71 96 96 100  
Fax +41 (0)71 96 96 110, office@eku.ch, www.eku.ch Certified ISO 9001 – Member of the HAWA Group



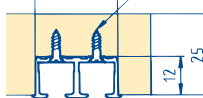
**Befestigungsvarianten**  
**Variantes de fixation du rail**  
**Choice of track installations**



**A** zum Verstemmen oder Kleben  
 à enfoncer ou coller  
 calked fitting or glueing



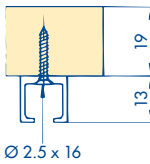
**B** mit Drehriegel (nicht für Hartholz)  
 avec verrou (pas pour bois dur)  
 with swivel lug (not for hard wood)



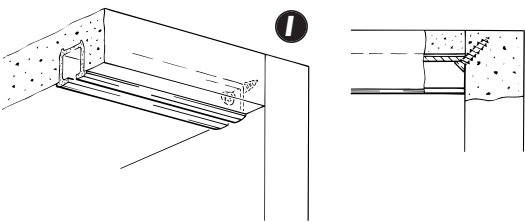
**C** zum Schrauben  
 à visser  
 screwed on



**pozzi. No. 0 !**



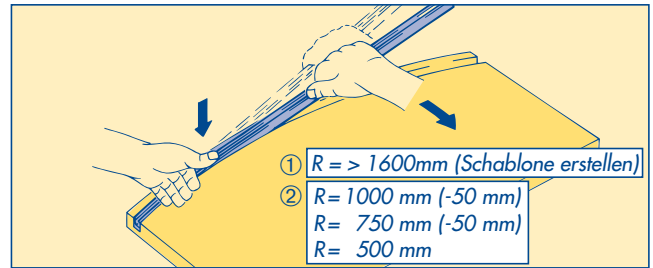
**D** zum Aufschrauben  
 à visser  
 screwed on, surface mounted



**Wenn letzter Befestigungspunkt ab Seitenwand > 50 mm**  
**Si dernier point de fixation > 50 mm à partir de la paroi latérale**  
**If last track support is > 50 mm from sidewall**

**I** Senkschraube Ø 2,5 x 12 mm in Seitenwand  
 Vis à tête conique Ø 2,5 x 12 mm dans paroi latérale  
 Countersunk screw Ø 2,5 x 12 mm into sidewall

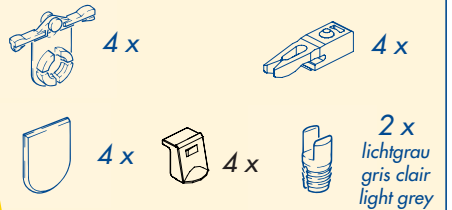
**II** Schienenabstützung in Deckelnut  
 Support de rail dans rainure du couvercle  
 Track support to groove



Gebogene Schiebetüren aus Glas mit Einfach-Laufschiene zum Selberbiegen ① oder Fixradien ②  
 Portes coulissantes cintrées en verre, avec rail de roulement simple à courber soi-même ① ou à rayon fixe ②  
 Curved glass doors with standard single tracks which can be bent to fit ① or fixed radius ②

**CLIPPO 15 mod. GC**

**No. 053.3023.071**



**CLIPPO 15 mod. GCG**

**No. 053.3023.074**

